



District Report Card: 2017


State: Maharashtra	District: Wardha
Class: 3	Subject: Language
Schools: 61	Students: 1008


Participation/Coverage


Students

GENDER 	Boys		Girls	
	Number	%	Number	%
	531	52.68	477	47.32

AREA 	Rural		Urban	
	Number	%	Number	%
	752	74.60	256	25.40

CATEGORY 	SC		ST		OBC		GEN	
	Number	%	Number	%	Number	%	Number	%
	142	14.09	153	15.18	556	55.16	157	15.58

CWSN 	LD	VI	HI	S&LD	ID	Oth
	3	1	5	1	1	5

Management 	Government		Government-aided	
	Number	%	Number	%
	689	68.35	319	31.65

Average Performance of Students in Language (%)

Overall	Gender		Area		Management		Social Group			
	Male	Female	Rural	Urban	Govt.	Aided	SC	ST	OBC	GEN
58.00	57.02	59.08	57.35	59.90	57.80	58.41	61.97	55.42	58.76	54.18

Performance on Learning Outcomes (LOs)

Learning Outcomes	Description	Average Performance(%)
L304	Reads small texts with comprehension i.e., identifies main ideas, details, sequence and draws conclusions	59.33
L312	Reads printed scripts on the classroom walls: poems, posters, charts etc.	55.34

Range of Performance of Students who Answered Correctly							
Below 30%		30% - 50%		50% - 75%		Above 75%	
Number	%	Number	%	Number	%	Number	%
150	14.88	243	24.11	358	35.52	257	25.50

Lowest Performing Learning Outcomes (LOs)

1 - Reads printed scripts on the classroom walls: poems, posters, charts etc. (55.34)

2 - Reads small texts with comprehension i.e., identifies main ideas, details, sequence and draws conclusions (59.33)